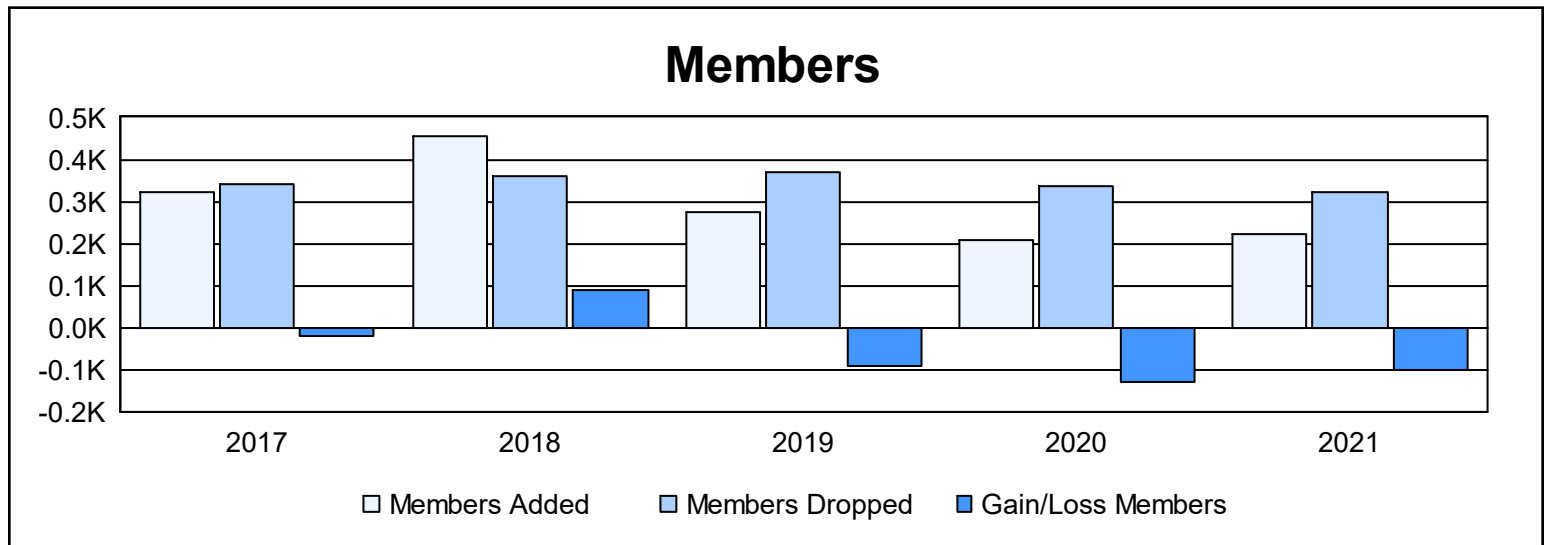
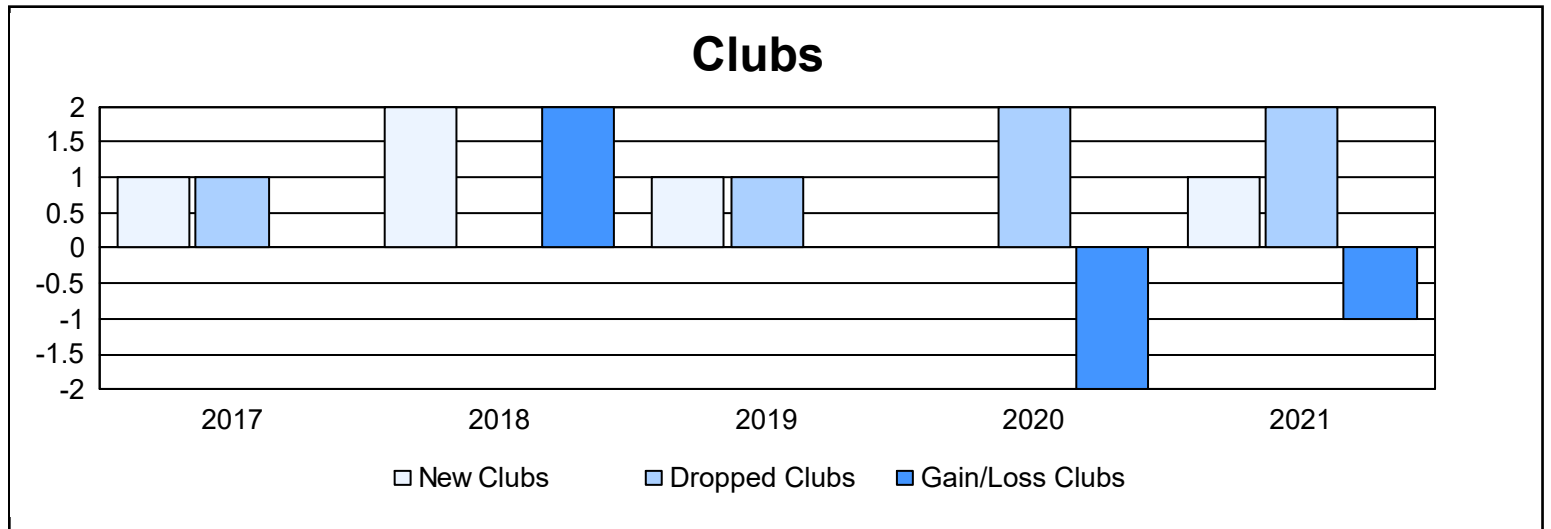
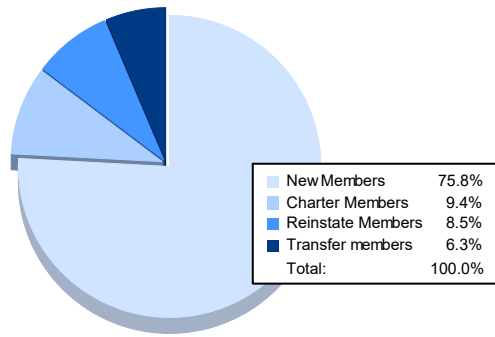


Year	New Clubs	Dropped Clubs	Gain/ Loss Clubs	New Members	Charter Members	Reinstate Members	Transfer Members	Total Member Added	Total Members Dropped	Gain/ Loss Members
2016-2017	1	1	0	239	30	25	30	324	343	-19
2017-2018	2	0	2	272	128	22	31	453	362	91
2018-2019	1	1	0	220	30	4	20	274	367	-93
2019-2020	0	2	-2	152	4	30	20	206	334	-128
2020-2021	1	2	-1	169	21	19	14	223	324	-101
<b>Average</b>	<b>1</b>	<b>1</b>	<b>0</b>	<b>210</b>	<b>43</b>	<b>20</b>	<b>23</b>	<b>296</b>	<b>346</b>	<b>-50</b>



### Membership Composition June 2021 Cumulative



### Gender Composition June 2021 Cumulative

